


Where you can live.



**Information for
people with learning
disabilities in
Southampton**

Who is this information for?

This information is for people who live in Southampton, who have a learning disability.

It is also for their families and carers.

It gives information about housing and support

It tells you how to apply for it.

Index

Look at the different pages for more information

4. Types of places to live
5. What is supported living?
6. Different types of housing
8. Paying for your housing
9. Different types of support
11. Paying for your support
14. What is residential care?
17. Paying for residential care
18. Moving to a new home
Who can help you?
19. Who can help you with your money?
20. The Learning Disability Accommodation Panel
22. Contacts for further help

Types of places to live

You can live in:

Your own home

Your family home

A residential care home




What is supported living?

Supported living is where you have the help you need to live in your own home.



You could have a tenancy or you could own your own home.



You might have support for a few hours, or a lot of hours, depending on what you need.



In supported living, where you live (your housing or accommodation) is separate from the help you get to live there



(your support or care).

These are the different types of housing



- **Shared House**

You can share a house with 2 or 3 other people. You would have your own bedroom but share everything else, like the kitchen, bathroom and lounge.

There may be staff there all the time, sometimes sleeping in the house overnight.

Or there may just be support some of the time.

It depends what everyone who lives there needs.

- **Flat**

You could have a flat on your own. It could be rented from the council or a housing association or a private landlord.



You can have someone visit you to support you when you need them.

- **Cluster Flats**

You can have your own flat, with your own tenancy.



You may share the support workers with your neighbours in flats near to you.

- **Sheltered Housing**

In sheltered housing you have your own flat in a building where there is someone around to help (this person is called a warden.)

This is usually for people who are older - often over 55.

In some sheltered housing the warden will see you every day. In others you will be able to contact the warden if you have a problem.

- **Home Ownership**

You can have support to help you live in the home that you own.

Some people inherit houses from relatives.



- **Shared Ownership**

You can buy a share in your home. You can do this using your own money or using a mortgage, paid for with Income Support.

If a housing association owns the rest of the house, you will pay them some rent, either from your own money or from Housing Benefit.

- **Hostel**

Here you will have your own bedroom but you will share everything else, like kitchens and bathrooms.

You will have staff in the hostel to support you.

Paying for your housing

How will my housing be paid for?

If you have supported living, you will be helped to apply for:

- Housing benefit to pay for your rent



- Council tax benefit to pay your council tax bill

You can have Income Support to pay your mortgage if you buy your home, using shared ownership with a housing association.

These are the different types of support

- **Personal Care**



This is to help you to look after yourself, with eating, washing or going to the toilet, for example.

A support worker can help you with these things in your own home or where you go in the day.

- **Non Personal Care – Domiciliary Care**

This is help with any of the things that you need to do in your life, except personal care. It is the help you need to live your life. This could include leisure activities, going out in the community, support at home, help with cooking or cleaning or taking care of yourself, or social and emotional support.



It can be a few hours' support a week, or it could be support all day long.

Some people have support overnight, either awake or sleeping-in, to support them to stay at home.



- **Housing related support**

This is support to help you maintain your tenancy and live in your home. It is paid for by supporting people services. You might want help to pay the rent. They will not pay for personal care or for social and emotional support.



- **Nursing care**

This is help with health problems, given to you by a Nurse.



Paying for your support

- **Personal Care & Non Personal Care – Domiciliary Care**

- This is paid for by Community Care funding, arranged with your Care Manager.
- If you want to find out more, you can ask a Care Manager for a Community Care assessment. This will show if you can be given (eligible) Community Care services or not.



- **Direct Payments**



how you get your support and can employ people to support you.

- You can choose to have a Direct Payment to buy the support you need.
- Social Services give you the money. You choose

- **In Control**

- In Control is another way you can get Community Care money, if you are eligible for it.
- Southampton is hoping that a lot of people will want to have their own budget to buy the help they need.

- In Control offers you:
 - Self assessment
 - Choice about how you develop your support plan
 - Flexibility about what's in your plan
 - An individual budget to organise and buy your own care and support.
- You can find out more about In Control from the Care Management Team
- or on the In Control website – www.in-control.org.uk.

- **Independent Living Fund (ILF)**

- The ILF provides money, as direct payments, to help people live in their own home.
- You will need to have some funding from social services already to apply for ILF and get higher rate Disability Living Allowance Care Component.
- Here is the website for more information - www.ilf.org.uk.



- **Housing related support**

- Supporting people funding will pay for Housing Related Support, to help you manage your tenancy.



- Check the website for more information on www.Southampton.gov.uk and search for housing related support.
- This can be applied for through the Learning Disability Accommodation panel.

- **Nursing care**

- This is paid for by a Primary Care Trust (PCT). Some people with lots of health needs have all or some of their care paid for by a Primary Care Trust. This is separate to social services.

In Southampton this is usually the Southampton City PCT.



What is residential care?

Residential care provides all of your:

- housing,
- food
- and support, including personal care (such as help with washing and eating)

in one place, organised by one agency, and paid for with one residential care fee.

In residential care you do not live in your own home, but in accommodation that is managed by the people giving you care and providing your meals.



In residential care you will usually be sharing your accommodation with other people.

Many people with a learning disability live in registered residential care homes but this is now changing as more people choose other housing options.



These are the different types of residential care

- **Residential Care Home**

A registered care home is a home that is usually set up for people who share a similar disability.



It is registered with the Commission for Social Care Inspection (CSCI).

It usually has 24 hour staffing.

Most of your money (benefits) goes directly towards paying for your housing, food, bills and care and you will receive a small personal allowance.

Registered care homes can vary from being small and homely to large and institutional.

- **Nursing Homes / Care Homes with nursing**

These homes are the same as those without nursing care but they also have **registered nurses** who can provide care for more complex health needs.



If most of the help you need is because of ill-health and you cannot stay at home any longer, you may want to live in a nursing home.

Nurses will be able to give you the help that you need, whenever you need it.

- **Adult Placement (sharing lives)**



(Living with a family)

An adult placement and supported lodgings is living with another family in their home.

In supported lodgings, you rent a room like a lodger but may also get some support.

In an adult placement, you would live as part of the family. This might be a tenancy or registered care home.

This can be good if you have never experienced living with a family or want to stay in a family environment.



- **Intentional Communities**

These are usually self contained communities for people with learning disabilities.



Somewhere to live and things to do all happen in the same place.

Paying for your residential care



- You can pay for your residential care yourself.

- If you need help to pay for residential care or for adult placement, you will need a Care Manager who will help you with a Community Care Assessment. That will tell you if Care Management is able to help to pay for the place.



- If Social Services agree to pay for your residential care, your Care Manager will make the arrangements with you.



They will talk to you about money and fill in a form to see if you have to pay towards this. Even if you do, you always have some money each week called a 'personal allowance.'

- You will also have any Disability Living Allowance Mobility component that you claim.
- This would include an In Control Individual Budget from Social Services.
- Some people with lots of health needs have all or some of their care paid for by Primary Care Trusts (PCT). This is separate to social services.

In Southampton this is usually the Southampton City PCT. The PCT will ask health professionals to assess you to see if your care should be funded by the PCT.

Moving to a new home

Who can help you?

You can find out about housing and support by going to talk to:

- Local Area Housing Offices
- Gateway Southampton
- Homelessness Services
- Learning Disability Care Management Team
- Choices Advocacy
- Citizens Advice Bureau



These people can either help you or tell you the best person to talk to.

This might be

- the Learning Disability Accommodation Panel, if you have a tenancy and need some support.
- the Care Management team if you need any community care funding for your support. You might receive support to learn how to look after your house or yourself.



- If you feel you do not need any support, the Housing Department can help you to fill in the housing application form to go onto the waiting list for somewhere to live.

Who can help you with your money?

You can get help with your money from:

- Your support worker if you have one.
- Your Care Manager if you have one.



You can get advice about your benefits from:



- DAIN – Disability Advice Information Network
- Citizens Advice Bureau

The Learning Disability Accommodation Panel

The Accommodation Panel meets every month. They look at who is asking for housing with support.

The Panel will also talk about any spaces in supported living services.

The Panel will try to match what you want to a house where there is an empty place. Sometimes there are no places and you may have to wait or think again about what you want to do.

Who can The Panel help?

The Panel can help people:

- Who are over the age of 16.
- Who have a learning disability.
- Who are eligible for housing from Southampton City Council. This means that you live in Southampton (ordinary resident) or have strong links to the city, i.e. your family living here, or having a job here.
- Who need housing.
- Who need support to manage their home.



The Panel might also help people who:



- Need to move from hospital, a residential care home, from a shared house or from housing that no longer suits them.
- Want to move on from their family or carer's home.

Assessments

If you want a council flat, or a housing association property, you will need to complete an application to the Housing Register.

If you want to live in supported living you will need to fill out an application for the Learning Disability Accommodation Panel.



Contacts

If you want any further information about housing, support or asking for an assessment, there are people you could contact.

Southampton Learning Disability Team – to contact a Care Manager or a member of the health care team - Thomas Lewis House, 236 Empress Road, Southampton SO14 0JY



023 8029 4420

Housing Services - Southampton Gateway, Civic Centre, Southampton SO14 7LY



023 8083 2990

Citizens Advice Bureau - 3 Kings Park, Southampton, SO15 2AT



023 8022 1406 or 023 8033 3868

Choices Advocacy – Croxley House, 63 Millbrook Road East, Southampton SO15 1HN



023 8033 7735

Health and Social Care Contact Centre - Herbert Collins House, Wide Lane, Swaythling, Southampton SO18 2HR



023 8083 4567

Mencap Family Link Worker - 187A Portswood Road,
Southampton SO17 2NF



023 8058 4088

Housing Options – Stanelaw House, Sutton Lane, Sutton,
Witney, Oxfordshire OX29 5RY

Email enquiries@housingoptions.org.uk




0845 4561497

Information about In Control - www.in-control.org.uk

Independent Living Fund – www.ilf.org.uk

Leaflet supported by Southampton Independent Living Housing
Group



Illustrations from the Valuing People clipart collection. Tel 0870 740
4887. www.communityliving.org.uk

March 2008